

## Infinity - Infinity collection

design Cesare Arosio Design



— Square, rectangular or round table, with top made up of customizable modules and burnished brass inlay. Particular leg with honeycomb geometric design.

Available with integrated spotlights.

— Tavolo quadrato, rettangolare o rotondo, con piano composto da moduli personalizzabili ed intarsio in ottone brunito. Particolare gamba con disegno geometrico alveolare.

Disponibile con faretti integrati.



## Infinity - Infinity collection

design Cesare Arosio Design

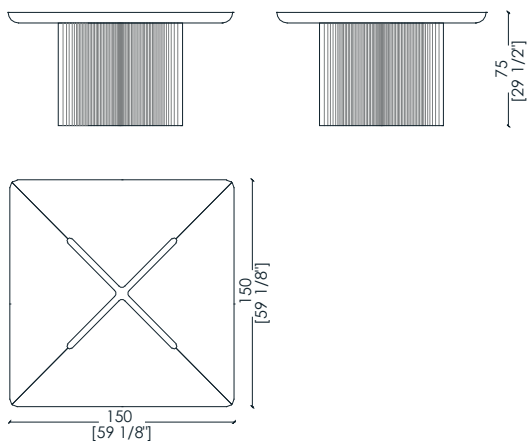


The Infinity tables are protagonists of the environment thanks to the dialogue between the various materials they are proposed in. The base has an important design and features a precise geometric honeycomb design, while the top is divided into segments and embellished by a central rosette.


Il tavoli Infinity sono protagonisti dell'ambiente grazie al dialogo tra i vari materiali in cui sono proposti. Il basamento ha un design importante e presenta un preciso disegno geometrico alveolare, mentre il piano è suddiviso in spicchi ed impreziosito da un rosone centrale.

\_dimensions

**CAD 51 (top 7 cm) - CAD 54 (top 3 cm)** square table - tavolo quadrato  
viereckiger tisch - table carrée - Прямоугольный стол



**CAD 52 (top 7 cm) - CAD 55 (top 3 cm)** round table - tavolo rotondo -  
runder tisch - table ronde - Круглый стол



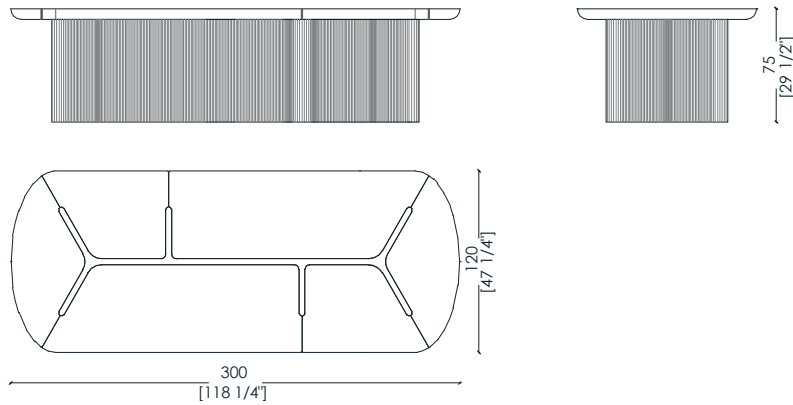
**Dimensions in centimeters and inches.**

The right to discontinue and make changes is reserved.

This information is based on the latest product information available at the time of printing.

\_dimensions

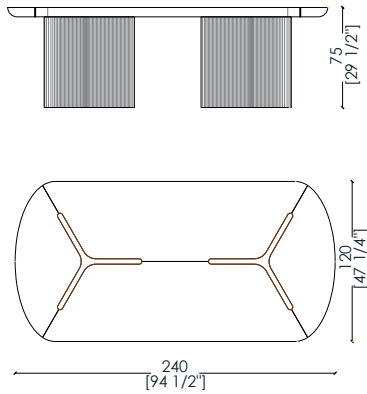
**CAD 50 (top 7 cm) - CAD 53 (top 3 cm)** rectangular table - tavolo rettangolare  
rechteckiger tisch - table rectangulaire - Прямоугольный стол



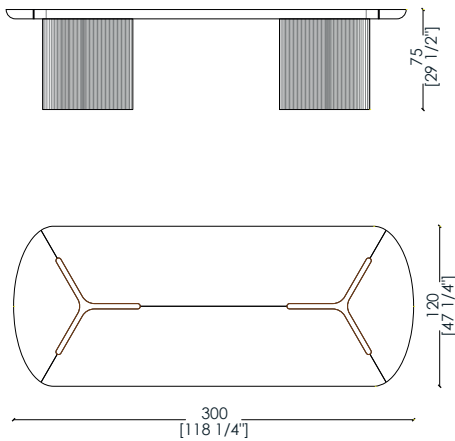
**Dimensions in centimeters and inches.**  
The right to discontinue and make changes is reserved.  
This information is based on the latest product information available at the time of printing.

\_dimensions

**CAD 70 A (top 7 cm) - CAD 81 A (top 3 cm)** rectangular table - tavolo rettangolare  
rechteckiger tisch - table rectangulaire - Прямоугольный стол



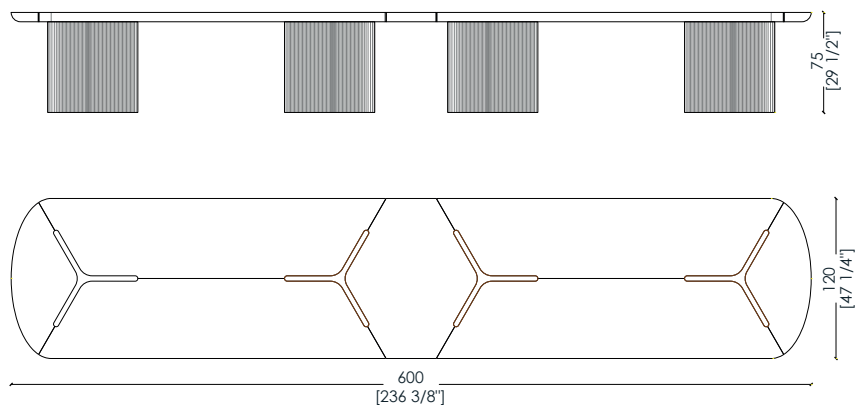
**CAD 70 B (top 7 cm) - CAD 81 B (top 3 cm)** rectangular table - tavolo rettangolare  
rechteckiger tisch - table rectangulaire - Прямоугольный стол



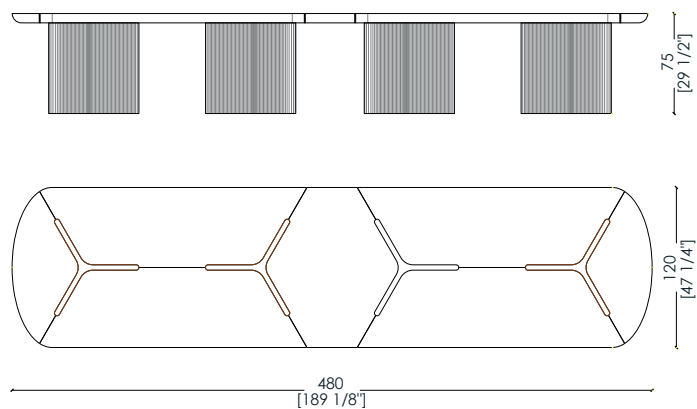
Dimensions in centimeters and inches.  
The right to discontinue and make changes is reserved.  
This information is based on the latest product information available at the time of printing.

\_dimensions

**CAD 71 A (top 7 cm) - CAD 82 A (top 3 cm)** rectangular table - tavolo rettangolare  
rechteckiger tisch - table rectangulaire - Прямоугольный стол



**CAD 71 B (top 7 cm) - CAD 82 B (top 3 cm)** rectangular table - tavolo rettangolare  
rechteckiger tisch - table rectangulaire - Прямоугольный стол

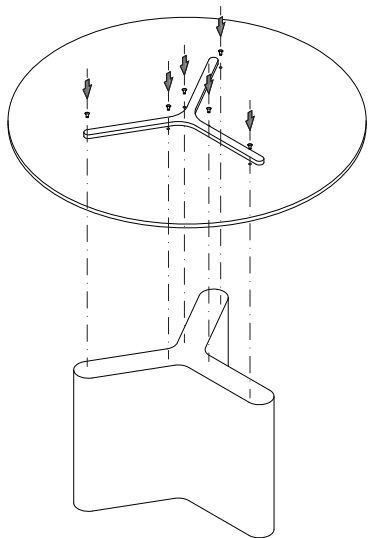


Dimensions in centimeters and inches.

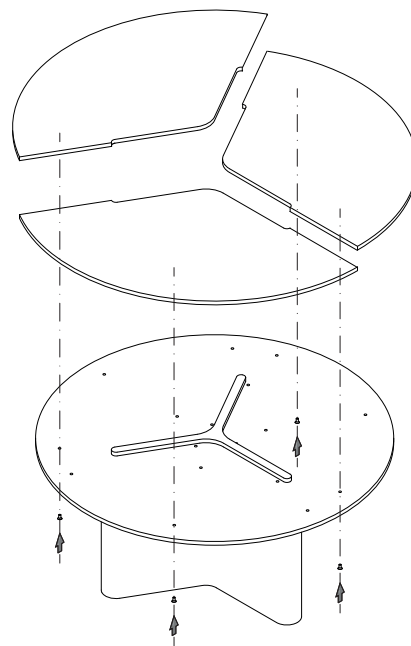
The right to discontinue and make changes is reserved.

This information is based on the latest product information available at the time of printing.

\_assembly instructions



**1** Screw the wooden top to the base of the table.



**2** Screw the top to the wooden top.

\_materials & finishes for the top  
plain woods



Maple



Oak




Teak



Zebrano




Canaletto Walnut



Dyed Canaletto walnut



Ebony



Termocotto Oak



Rosewood



Wenge



Mahogany

\_The finishes shown are indicative and refer to the entire production range.  
Laurameroni reserves the right to modify the range without warning.



\_materials & finishes for the top  
dyed woods



Titanium AL1105




Grey AL1106



Sand AL1851



Black AL1853



Aniline dyed



Available in all  
RAL / NCS colours

\_The finishes shown are indicative and refer to the entire production range.  
Laurameroni reserves the right to modify the range without warning.

\_ materials & finishes for the top

special woods



Stone Oak 'Carbone'



Stone Oak 'Tabacco'



'Faggio Antico'



Syberian Ash



Rosewood 'India'



Rosewood 'Santos'



Ziricote



Walnut 'Colore'

\_ The finishes shown are indicative and refer to the entire production range.  
Laurameroni reserves the right to modify the range without warning.

\_materials & finishes for the top

marbles



Nero Marquina



Calacatta Oro




Bianco Michelangelo

\_materials & finishes for the base

infinity base



Lacca 61 Bronze



Avaiable in all  
Lacca 61 colours

\_The finishes shown are indicative and refer to the entire production range.  
Laurameroni reserves the right to modify the range without warning.

\_materials & finishes for the base

lacca 61



Lacca Corallo



Lacca Amaranth



Lacca Lampone



Lacca Lavanda



Lacca Bronzo



Lacca Malva



Lacca Ocra



Lacca Orange




Lacca Bosco



Lacca Sabbia



Lacca Stagno



Lacca Antracite

\_The finishes shown are indicative and refer to the entire production range.  
Laurameroni reserves the right to modify the range without warning.

\_maintenance

**\_MARBLE**

Natural stones are easily damaged by acids, fats and oils. These liquids tend to penetrate natural stone and leave dark, light or opaque stains that can no longer be removed.

Do not use acid cleaners, solvents or alkalis. Do not use abrasive agents, steel wool, pot cleaners, glass cleaners, aggressive solvents, dyes, bleach or the like. Anything hot or humid can cause surface damage.

For the cleaning and care, protect the product from abrasion, moisture and other external influences to prevent long-term destruction of the surface. Dust the natural stone regularly with a soft, lint-free cloth. Remove dirt and liquids immediately using only neutral detergents.

**\_MARMO**

Le pietre naturali sono facilmente danneggiabili da acidi, grassi ed oli. Questi liquidi tendono a penetrare nella pietra naturale e lasciare macchie scure, chiare od opache che non possono più essere rimosse.

Non utilizzare detergenti acidi, solventi o alcali. Non usare agenti abrasivi, lana d'acciaio, detergenti per pentole, detergenti per vetri, solventi aggressivi, coloranti, candeggina o simili. Qualsiasi cosa calda o umida può causare danni alla superficie.

Per la pulizia e la cura, proteggere il prodotto dall'abrasione, dall'umidità e da altre influenze esterne per prevenire la distruzione a lungo termine della superficie. Spolverare la pietra naturale regolarmente con un panno morbido e privo di lanugine. Rimuovere immediatamente sporco e liquidi utilizzando solo detergenti neutri.

\_maintenance

**\_PAINTS, LACQUERINGS AND SPECIAL FINISHES**

Do not use acid or alkaline detergents, agents with bleaching additives, abrasive powders, steel wool, sponges or the like. Do not use furniture polish or solvents to care for painted surfaces. Anything hot or humid can cause surface damage. Pointed or sharp objects, such as blades or knives, can cause damage to the surface. For the cleaning and care, regularly wipe the surfaces with a clean, soft, lint-free cloth to remove dust while avoiding abrasion. For soft-finish painted surfaces, use a soft, lint-free, slightly damp cloth. If heavily soiled, painted surfaces can be cleaned with a neutral, silicone-free detergent. Finally, it is essential to gently rub dry surfaces, so that there is no residual moisture.

**\_TINTE, LACCATURE E FINITURE SPECIALI**

Non usare detergenti acidi o alcalini, agenti con additivi sbiancanti, polveri abrasive, lana d'acciaio, spugne o simili. Non utilizzare lucidi per mobili o solventi per la cura delle superfici verniciate. Qualsiasi cosa calda o umida può causare danni alla superficie. Oggetti appuntiti o taglienti, come lame o coltelli, possono causare danni alla superficie. Per la pulizia e la cura, pulire regolarmente le superfici con un panno pulito, morbido e privo di lanugine per rimuovere la polvere evitando l'abrasione. Per le superfici verniciate con finitura morbida, utilizzare un panno soffice, privo di lanugine e leggermente umido. Se molto sporche, le superfici verniciate possono essere pulite con un detergente neutro privo di silicone. È infine essenziale strofinare gentilmente le superfici asciutte, in modo che non sussista umidità residua.

\_maintenance

**WOOD**

To maintain the natural wood features and protect them from mechanical and chemical wear, the veneered surfaces are coated with a high-quality transparent varnish. Do not use acid or alkaline detergents, agents with bleaching additives, abrasive powders, steel wool, sponges or the like. Anything hot or humid can cause surface damage. Remove dirt and liquids immediately.

For the cleaning and care, it is best to use a soft, dry cloth. If necessary, the cloth can be slightly dampened and dipped in neutral detergent thoroughly diluted in water. The cloth should only be slightly damp to avoid discoloration or swelling of the surface. Finally, it is essential to gently rub dry surfaces, so that there is no residual moisture.

**LEGNO**

Per mantenere il carattere naturale del legno e proteggerlo dall'usura meccanica e chimica, le superfici impiallacciate sono rivestite con una vernice trasparente di alta qualità.

Non usare detergenti acidi o alcalini, agenti con additivi sbiancanti, polveri abrasive, lana d'acciaio, spugne o simili. Qualsiasi cosa calda o umida può causare danni alla superficie. Rimuovere immediatamente sporco e liquidi.

Per la pulizia e la cura, è preferibile utilizzare un panno morbido e asciutto. Eventualmente il panno può essere leggermente inumidito ed intinto in detergente neutro abbondantemente diluito in acqua. Il panno deve essere solo leggermente umido, per evitare scolorimenti o rigonfiamenti della superficie. È infine essenziale strofinare gentilmente le superfici asciutte, in modo che non sussista umidità residua.

**BEDIF  
FEREN  
TBEUN  
IQUE.**

LAURAMERONI s.r.l.  
22040 Alzate Brianza (Como)  
Via Manzoni, 2784  
T +39 031 761450  
info@laurameroni.com  
www.laurameroni.com