

Tatami - Tatami collection

design Cesare Arosio



Sideboard with structure and hinged doors in wood with Tatami decoration, interior in plain wood and base in lacquered metal. Equipped with wooden drawers.

Customizable in "Anodised Bronze/Gold" and "Silver/Nickel".

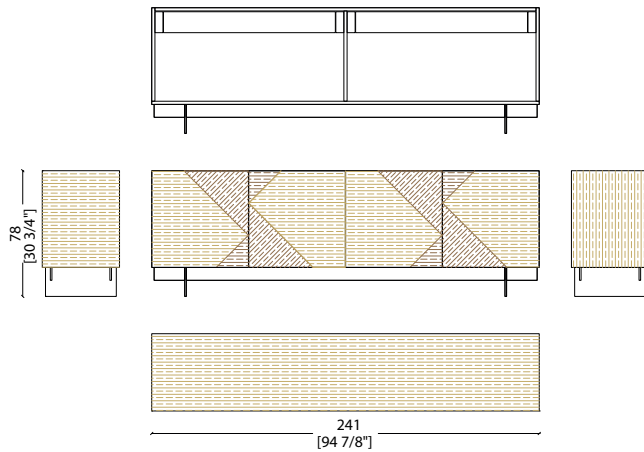
Credenza con struttura e ante battenti in legno con decoro Tatami, interni in legno liscio e base in metallo laccato. Attrezzata con cassetti in legno.

Personalizzabile in "Bronzo/Oro Anodizzato" e "Argento/Nichel".

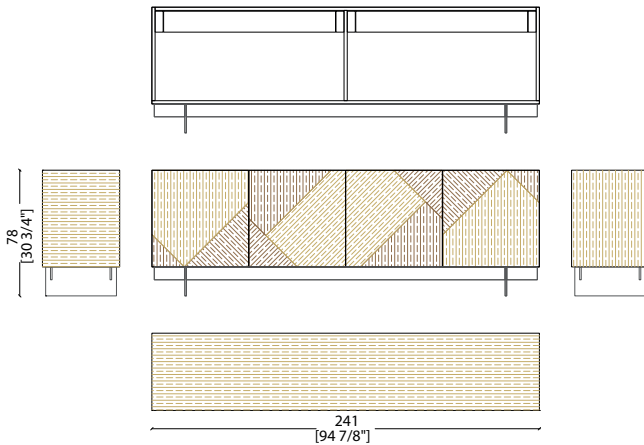


_dimensions

TTC 1 low sideboard - credenza bassa -
niedrige anrichte - buffet bas - Низкая кренца



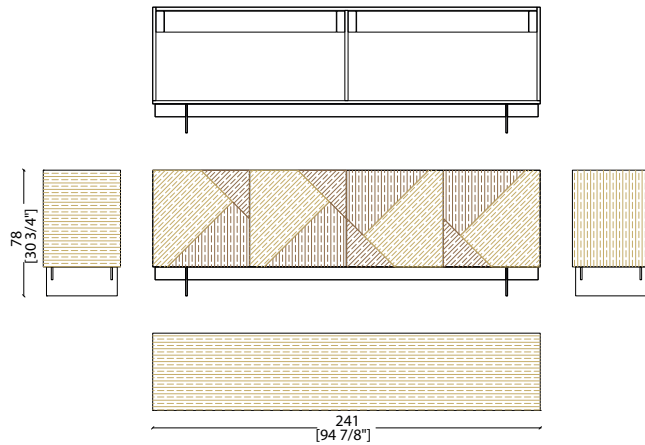
TTC 2 low sideboard - credenza bassa -
niedrige anrichte - buffet bas - Низкая кренца



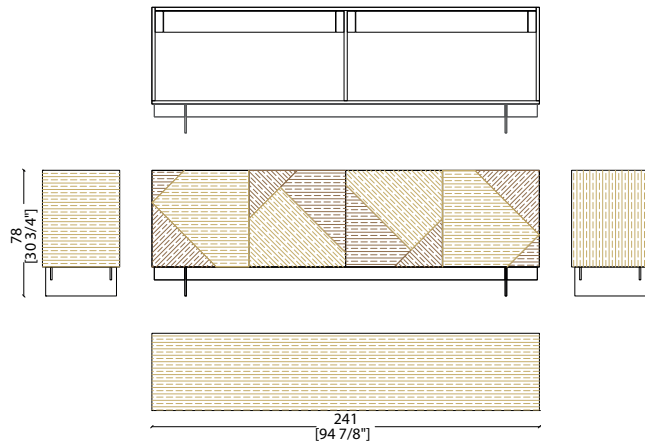
Dimensions in centimeters and inches.
The right to discontinue and make changes is reserved.
This information is based on the latest product information available at the time of printing.

_dimensions

TTC 3 low sideboard - credenza bassa -
niedrige anrichte - buffet bas - Низкая кренца



TTC 4 low sideboard - credenza bassa -
niedrige anrichte - buffet bas - Низкая кренца




Dimensions in centimeters and inches.

The right to discontinue and make changes is reserved.

This information is based on the latest product information available at the time of printing.

_materials & finishes for the doors

tatami



Tatami Bronze



Tatami Anodized Gold



Tatami Silver



Tatami Nickel

_materials & finishes for the interior

plain wood



Wenge

_The finishes shown are indicative and refer to the entire production range.
Laurameroni reserves the right to modify the range without warning.

_maintenance

**PAINTS, LACQUERINGS AND
SPECIAL FINISHES**

To maintain the natural wood features and protect them from mechanical and chemical wear, the veneered surfaces are coated with a high-quality transparent varnish. Do not use acid or alkaline detergents, agents with bleaching additives, abrasive powders, steel wool, sponges or the like. Anything hot or humid can cause surface damage. Remove dirt and liquids immediately.

For the cleaning and care, it is best to use a soft, dry cloth. If necessary, the cloth can be slightly dampened and dipped in neutral detergent thoroughly diluted in water. The cloth should only be slightly damp to avoid discoloration or swelling of the surface. Finally, it is essential to gently rub dry surfaces, so that there is no residual moisture.

**TINTE, LACCATURE E FINITURE
SPECIALI**

Non usare detergenti acidi o alcalini, agenti con additivi sbiancanti, polveri abrasive, lana d'acciaio, spugne o simili. Non utilizzare lucidi per mobili o solventi per la cura delle superfici verniciate. Qualsiasi cosa calda o umida può causare danni alla superficie. Oggetti appuntiti o taglienti, come lame o coltelli, possono causare danni alla superficie.

Per la pulizia e la cura, pulire regolarmente le superfici con un panno pulito, morbido e privo di lanugine per rimuovere la polvere evitando l'abrasione. Per le superfici verniciate con finitura morbida, utilizzare un panno soffice, privo di lanugine e leggermente umido. Se molto sporche, le superfici verniciate possono essere pulite con un detergente neutro privo di silicone. È infine essenziale strofinare gentilmente le superfici asciutte, in modo che non sussista umidità residua.

**BEDIF
FEREN
TBEUN
IQUE.**

LAURAMERONI s.r.l.
22040 Alzate Brianza (Como)
Via Manzoni, 2784
T +39 031 761450
info@laurameroni.com
www.laurameroni.com