

BD 10 - Maxima collection

design Bartoli Design



Sideboard with wooden structure, Maxima carved sliding doors and front, interior, sides and top in plain wood.

Internal structure in satin-finish aluminium, bottom in opaline plexiglass, glass shelves and integrated lighting.


Credenza con struttura in legno, ante scorrevoli e fronte scolpito Maxima, interni, fianchi e top in legno liscio.

Dotata di struttura interna in alluminio satinato, fondo in plexiglass opalino, ripiani in vetro ed illuminazione integrata.



BD 34 - Maxima collection

design Bartoli Design



Sideboard with wooden structure, Maxima carved hinged doors and front, interior, sides and top in plain wood.

Equipped with two external drawers and with internal shelves.

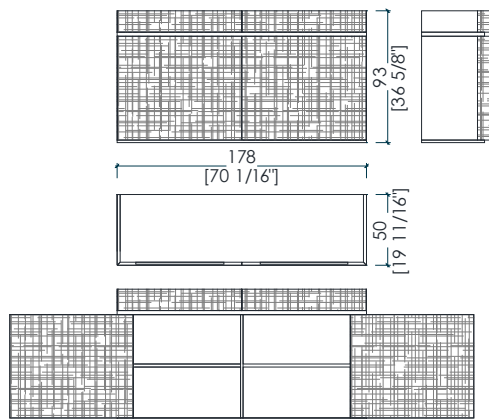
Credenza con struttura in legno, ante battenti e fronte scolpito Maxima, interni, fianchi e top in legno liscio.

Dotata di due cassetti esterni e di ripiani interni.

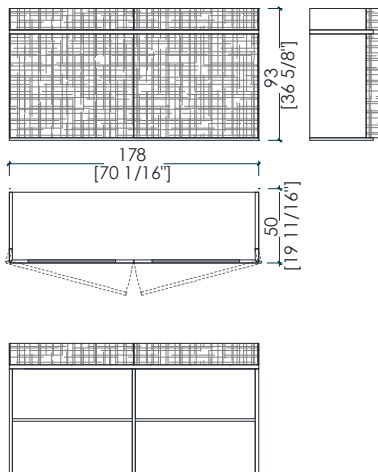


_dimensions

BD 10 sideboard with sliding doors - credenza con ante scorrevoli - anrichten mit Schiebetüren - buffet avec portes coulissantes - Креденца с раздвижными дверцами



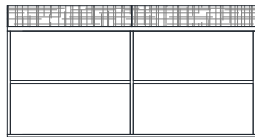
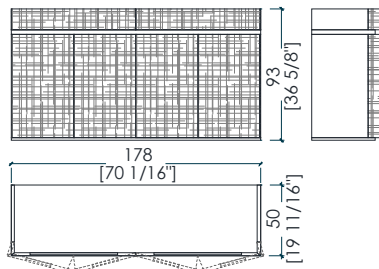
BD 14 sideboard with hinged doors - credenza con ante a battente - anrichte mit flügeltüren - buffet avec portes battantes - Креденца с распашными дверцами



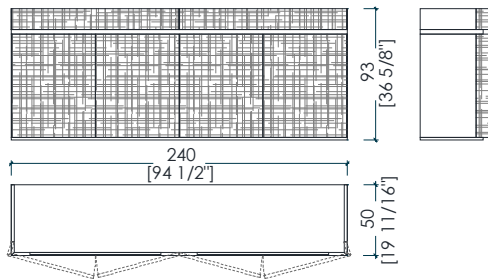
-Dimensions in centimeters and inches.
The right to discontinue and make changes is reserved.
This information is based on the latest product information available at the time of printing.

_dimensions

BD 24 sideboard with hinged doors - credenza con ante a battente - anrichte mit flügeltüren - buffet avec portes battantes - Креденца с распашными дверцами



BD 34 sideboard with hinged doors - credenza con ante a battente - anrichte mit flügeltüren - buffet avec portes battantes - Креденца с распашными дверцами



-Dimensions in centimeters and inches.
The right to discontinue and make changes is reserved.
This information is based on the latest product information available at the time of printing.

_materials & finishes for the structure
maxima carved woods



Maple



Oak



Teak



Canaletto Walnut



Rosewood



Wenge



Mahogany



Aniline Dyed



Available in all RAL
Colours

_The finishes shown are indicative and refer to the entire production range.
Laurameroni reserves the right to modify the range without warning.

_materials & finishes for the structure


maxima liquid metal



Liquid Metal Bronze



Liquid Metal Tin




Liquid Metal Gold 9k



Liquid Metal Copper

_materials & finishes for tthe op

liquid metal



Liquid metal
Bronze



Liquid metal
Tin



Liquid metal
Gold



Liquid Metal
Copper

_The finishes shown are indicative and refer to the entire production range.
Laurameroni reserves the right to modify the range without warning.

_ maintenance

LIQUID METAL

To maintain the natural features of the metal and to protect the specific craftsmanship from oxidation and discoloration, the metal surfaces are coated with a high-quality transparent varnish. Do not use acid cleaners, solvents or alkalis. Do not use abrasive agents, steel wool, pot cleaners, glass cleaners, aggressive solvents, dyes, bleach or the like. Pointed or sharp objects, such as blades or knives, can cause damage to the surface. Anything hot or humid can cause surface damage.

For cleaning and care, remove light dirt with a soft cloth and a neutral household cleaning product well diluted in water. Gently clean the metal parts by hand with cold or warm water and dry immediately with a soft cloth.

METALLO LIQUIDO

Per mantenere il carattere naturale del metallo e tutelare la specifica lavorazione artigianale da ossidazione e scolorimento, le superfici metalliche sono rivestite con una vernice trasparente di alta qualità.

Non utilizzare detergenti acidi, solventi o alcali. Non usare agenti abrasivi, lana d'acciaio, detergenti per pentole, detergenti per vetri, solventi aggressivi, coloranti, candeggina o simili. Oggetti appuntiti o taglienti, come lame o coltelli, possono causare danni alla superficie. Qualsiasi cosa calda o umida può causare danni alla superficie.

Per la pulizia e la cura, rimuovere lo sporco leggero con un panno morbido ed un prodotto neutro per la pulizia della casa abbondantemente diluito in acqua.

Pulire delicatamente a mano le parti metalliche con acqua fredda o tiepida ed asciugare immediatamente con un panno morbido.

_maintenance

WOOD

To maintain the natural wood features and protect them from mechanical and chemical wear, the veneered surfaces are coated with a high-quality transparent varnish. Do not use acid or alkaline detergents, agents with bleaching additives, abrasive powders, steel wool, sponges or the like. Anything hot or humid can cause surface damage. Remove dirt and liquids immediately.

For the cleaning and care, it is best to use a soft, dry cloth. If necessary, the cloth can be slightly dampened and dipped in neutral detergent thoroughly diluted in water. The cloth should only be slightly damp to avoid discoloration or swelling of the surface. Finally, it is essential to gently rub dry surfaces, so that there is no residual moisture.

LEGNO

Per mantenere il carattere naturale del legno e proteggerlo dall'usura meccanica e chimica, le superfici impiallacciate sono rivestite con una vernice trasparente di alta qualità. Non usare detergenti acidi o alcalini, agenti con additivi sbiancanti, polveri abrasive, lana d'acciaio, spugne o simili. Qualsiasi cosa calda o umida può causare danni alla superficie. Rimuovere immediatamente sporco e liquidi. Per la pulizia e la cura, è preferibile utilizzare un panno morbido e asciutto. Eventualmente il panno può essere leggermente inumidito ed intinto in detergente neutro abbondantemente diluito in acqua. Il panno deve essere solo leggermente umido, per evitare scolorimenti o rigonfiamenti della superficie. È infine essenziale strofinare gentilmente le superfici asciutte, in modo che non sussista umidità residua.

**BEDIF
FEREN
TBEUN
IQUE.**

LAURAMERONI s.r.l.
22040 Alzate Brianza (Como)
Via Manzoni, 2784
T +39 031 761450
info@laurameroni.com
www.laurameroni.com