

Infinity low table

design Cesare Arosio



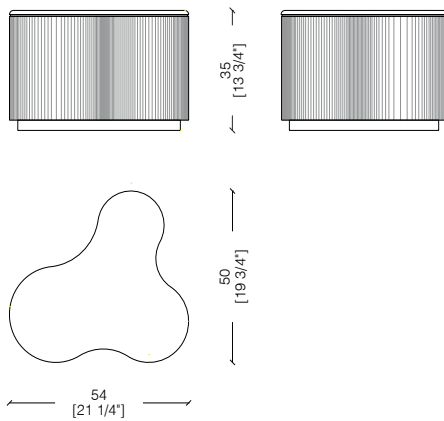
— Coffee tables in Lacca 61 dyed wood, featuring a curved base with a honeycomb geometric design and a plain top. Structure and top available in all Lacca 61 colours.

— Tavolini in legno tinto Lacca 61, caratterizzati da una base curva con disegno geometrico alveolare e da un piano liscio. Struttura e piano disponibili in tutti i colori Lacca 61.

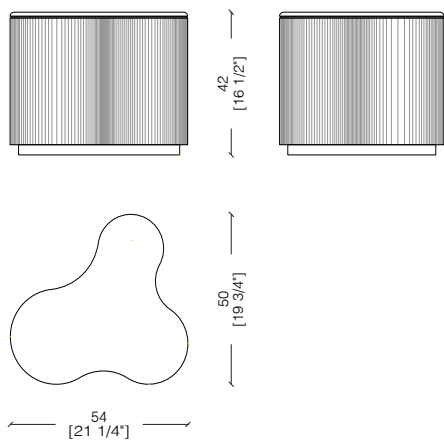


_dimensions

CAD 42 coffee table - tavolino
niedriger tisch - table basse - Журнальный столик




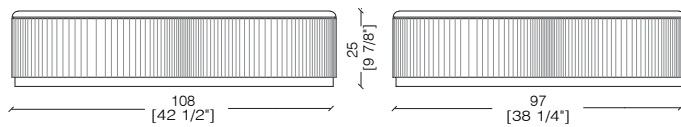
CAD 35 coffee table - tavolino
niedriger tisch - table basse - Журнальный столик




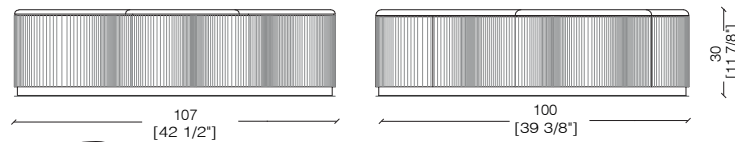
-Dimensions in centimeters and inches.
The right to discontinue and make changes is reserved.
This information is based on the latest product information available at the time of printing.

_dimensions

CAD 108 coffee table - tavolino
niedriger tisch - table basse - Журнальный столик



CAD 107 coffee table - tavolino
niedriger tisch - table basse - Журнальный столик



-Dimensions in centimeters and inches.
The right to discontinue and make changes is reserved.
This information is based on the latest product information available at the time of printing.

_materials & finishes for the structure and the top

lacca 61 lacquered



Lacca Corallo




Lacca Amaranth



Lacca Lampone



Lacca Lavanda



Lacca Bronzo



Lacca Malva



Lacca Ocra



Lacca Orange



Lacca Bosco



Lacca Sabbia



Lacca Stagno



Lacca Antracite

_The finishes shown are indicative and refer to the entire production range.
Laurameroni reserves the right to modify the range without warning.

_maintenance

**PAINTS, LACQUERINGS AND
SPECIAL FINISHES**

Do not use acid or alkaline detergents, agents with bleaching additives, abrasive powders, steel wool, sponges or the like. Do not use furniture polish or solvents to care for painted surfaces. Anything hot or humid can cause surface damage. Pointed or sharp objects, such as blades or knives, can cause damage to the surface. For the cleaning and care, regularly wipe the surfaces with a clean, soft, lint-free cloth to remove dust while avoiding abrasion. For soft-finish painted surfaces, use a soft, lint-free, slightly damp cloth. If heavily soiled, painted surfaces can be cleaned with a neutral, silicone-free detergent. Finally, it is essential to gently rub dry surfaces, so that there is no residual moisture.

**TINTE, LACCATURE E FINITURE
SPECIALI**

Non usare detersivi acidi o alcalini, agenti con additivi sbiancanti, polveri abrasive, lana d'acciaio, spugne o simili. Non utilizzare lucidi per mobili o solventi per la cura delle superfici verniciate. Qualsiasi cosa calda o umida può causare danni alla superficie. Oggetti appuntiti o taglienti, come lame o coltelli, possono causare danni alla superficie. Per la pulizia e la cura, pulire regolarmente le superfici con un panno pulito, morbido e privo di lanugine per rimuovere la polvere evitando l'abrasione. Per le superfici verniciate con finitura morbida, utilizzare un panno soffice, privo di lanugine e leggermente umido. Se molto sporche, le superfici verniciate possono essere pulite con un detersivo neutro privo di silicone. È infine essenziale strofinare gentilmente le superfici asciutte, in modo che non sussista umidità residua.

**BEDIF
FEREN
TBEUN
IQUE.**

LAURAMERONI s.r.l.
22040 Alzate Brianza (Como)
Via Manzoni, 2784
T +39 031 761450
info@laurameroni.com
www.laurameroni.com